



S-SERIES

2-2 R E 2-2





Introduction

2

Models

4

Sedans

6

Wagon

8

Safety

10

Performance

12

*Up Close
Gatefold*

Control

14

Interiors

16

Specs

18

Wheels & Fabrics

20

Colors

21

WHAT'S INSIDE

If you walked into Saturn's Spring Hill, Tennessee, plant this afternoon, you might be surprised by what our team members do for lunch. They eat together. Same cafeteria. Same tables. Senior managers next to UAW team members. Which, perhaps, wouldn't seem so unusual if it didn't indicate something much greater—Saturn's philosophy. The belief that great ideas can come from anyone. And Saturn won't let titles, window offices or power lunches prohibit that. It's just everyone working together to produce a great car. Your car.

“S” FOR



SMART

When we started over 15 years ago, we proceeded safely. That is, with automobile safety as one of our major concerns. And from the beginning, we've always wanted our safety features to be in the vanguard of technology and ingenuity. This year we've continued our commitment to safety with optional Head Curtain Air Bags, a remarkable innovation currently found on a few other cars like Volvo, Mercedes and Audi.



Each and every Saturn team member has a direct interest in building intelligent, well-crafted automobiles for you. And each of our individual teams takes great pride in producing its piece of the Saturn pie. So when you get behind the wheel or hop in the back seat, you should think, "Hey, this is the way I would build a car." Because we strive to build your voice into every Saturn that rolls off the line.

S



SL. It's not surprising the SL has 60/40-split folding rear seatbacks, a great theft-deterrent system or even an incredibly intelligent oil-life monitor. The surprise is what the SL doesn't have. A huge sticker price. So the only shock you'll receive is just how much car you can get without breaking your bank.



SL1. The SL1 is one well-equipped car. You'll pull out of the lot with great standard features like halogen headlights, intermittent wipers, reclining front bucket seats with integrated headrests and more. And with an EPA-estimated 29 city/40 highway mpg gas rating on the manual transmission, you'll spend more time enjoying the ride and less time and money at the pump.



SL2. Start up the robust 124-horsepower engine, take command of a tight, sport-tuned suspension and get everything you deserve in a car, including affordability. And whether you're in the driver's seat or a back seat driver, the SL2 drives home new meaning to "return on investment."



SW2. Where are you headed next weekend or after work tonight? Who knows? Whatever you decide, the SW2 is ready to explore. It comes standard with air conditioning, adjustable lumbar support, a rear window washer and wiper, and plenty of space for all your adventures.

S

Saturn engineers work with performance data and statistics until all the numbers add up to one—one attractive and functional design. Which happens to be protected by dent and corrosion-resistant polymer panels that can be molded in ways steel can't. So these great looks are limited only by our designers' imaginations. And our cars' stylish exteriors are matched only by their inner beauty. Strong, intelligently designed structures carefully built to catch the eye, seize the imagination and quicken the heart.

"S" FOR STYLE

From electrically charging our spaceframes and immersing them in corrosion-resistant material to applying waterproofing sealant to critical seams, we build S-Series cars to last. And our unique waterborne paint application process uses three coats to produce chip-resistant paint that keeps our cars looking newer—longer.





SEDANS

When you look at things like foglamps, alloy wheels and solar glass, you probably think, "Cool." And Saturn engineers entirely agree—for entirely different reasons. They appreciate foglamps (available on the SL2 and SW2) for their special reflectors that help minimize glare from fog, rain or snow. Alloy wheels (available on the SL2 and SW2) for the way they help reduce the car's weight. And solar glass for the way it helps keep the car's interior cooler, allowing the air conditioning (standard on the SL2 and SW2) to work quickly. Now *that's* cool.

The driving comforts of a sedan meet the functionality of a wagon. The SW2 isn't just designed to fit groceries, skis, bicycles and in-line skates—it's designed to fit your lifestyle. And with 24.9 cubic feet of space with the seats up and 58.2 cubic feet with them down, you shouldn't have any trouble. No matter what your passions. Plus, it's easy to park and handles with a responsiveness and agility you might not expect from a wagon. So pack it up, then pack in the fun.




WAGON

“S” FOR

SPACE

You don't need four-wheel drive to tame the wilds of Main Street. But it is great to be able to load up your gear and get away from it all. Just hit the remote liftgate release, load up the generous cargo space and slide the cover over your stuff. The SW2 gives you the freedom to go wherever your interests lead—and the space to bring your friends, your mountain bikes and a bunch of luggage along for the ride.



We devote many resources to helping you avoid crashes in the first place—and to helping protect you if they do occur. In a way, every Saturn system is designed like a safety system. Because many of the components of every car we build are designed to help keep you safe and secure—engine to suspension, roof to tires. And while things like optional Head Curtain Air Bags, anti-submarining rear seat ramps and an engine-immobilizing theft-deterrent system may seem like fancy words, they really just mean that we care about you.

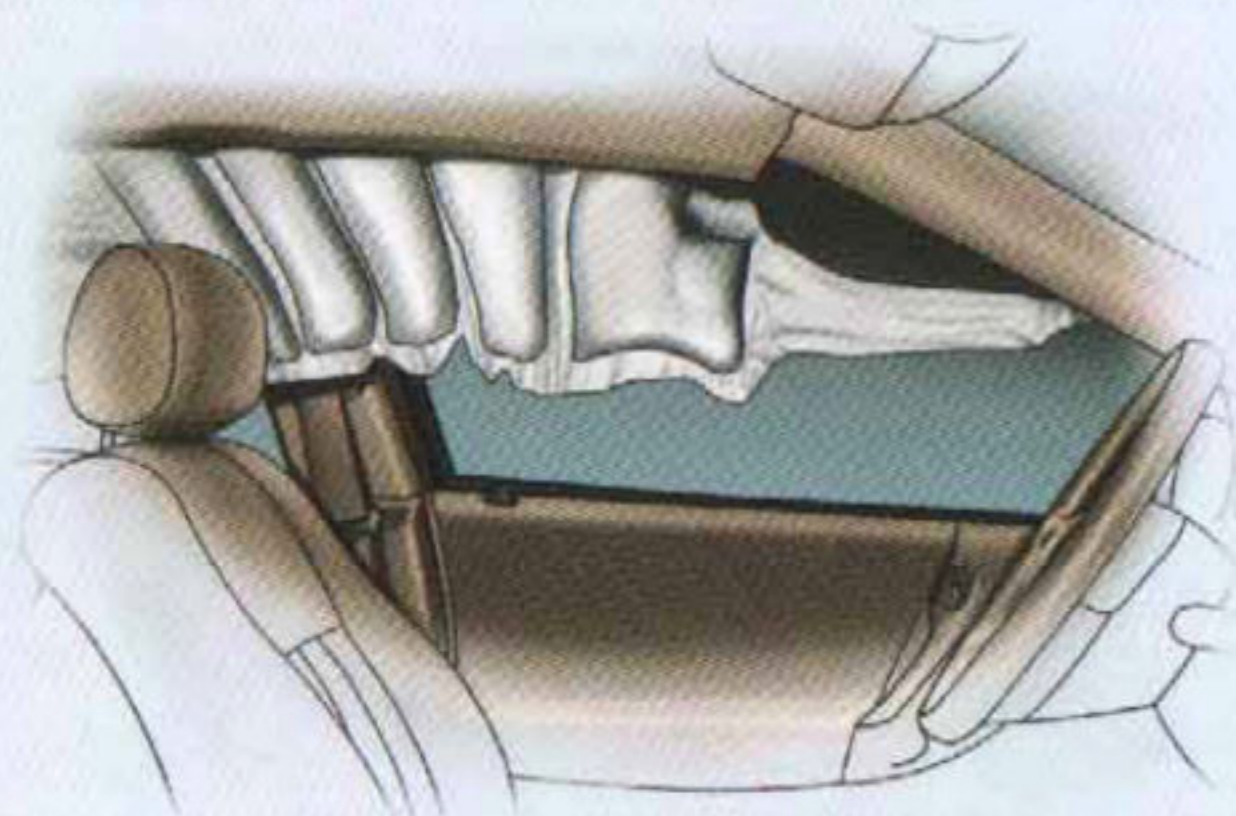
A woman with dark hair is smiling and looking out of a car window. The scene is overlaid with a semi-transparent octagonal stop sign that says "STOP". The background is a blurred view of a road and sky.

"S" FOR SAFETY




A host of security features designed to help keep you out of trouble and your Saturn out of someone else's hands are available on the S-Series. Our optional Saturn Security System (not available on the SL) has a remote keyless entry fob that enables you to lock and unlock your doors and trunk, as well as illuminate interior lights, from up to 30 feet away. Plus, a panic alarm draws a lot of attention with the push of a button.

S-Series safety features include: Driver and front passenger Reduced Force Air Bags* • Three-point front safety belts with adjustable shoulder-belt guides • Spaceframe construction • Front and rear crumple zones • Side-impact door beams • Engine-immobilizing theft-deterrent protection • Child-security rear door locks • Daytime running lamps • Emergency Trunk Release handle**



Head Curtain Air Bags are a new safety feature on S-Series sedans and wagons (optional on all models). Currently found on luxury automobiles such as Volvo, Audi and Mercedes, they drop like inflated curtains on both sides of the passenger compartment to help protect against head injuries in a side collision. Driver and front passenger Reduced Force Air Bags designed to inflate when they're most likely to reduce injury in frontal collisions, are standard on all S-Series models. They inflate in approximately 1/20 of a second but are most effective when you're wearing your safety belt.

Innovative Head Curtain Air Bags will be available on 2001 Saturn S-Series and L-Series vehicles. Saturn S-Series is the first in its segment to feature this technology (shown above on a Saturn LS1)†



Our spaceframe uses steel to both stand strong and fold under pressure. The rigid steel structure and reinforced steel door beams, cross bracing and padding fight impact—while strategic front and rear crumple zones act like accordions, absorbing much of the energy from a crash.



*Always use safety belts and proper child restraints, even with air bags. Children are safer when properly secured in a rear seat. Head Curtain Air Bags are designed to help reduce the risk of head and neck injuries to front seat occupants on the near side of certain side-impact collisions. All Saturn models are equipped with driver and front passenger air bags. The primary benefit of any frontal air bag is to help protect occupants in certain collisions by supplementing the protection provided by safety belts. Starting with vehicles produced for the 1998 model year, Saturn modified its air bag design to reduce the force of deployment, helping reduce the risk of deployment injury. However, even with Reduced Force Air Bags, there remain fatal risks to infants in rear-facing infant restraints and to other children who are not properly secured when the air bag inflates. Never secure an infant in a rear-facing restraint in the front seat of any vehicle with an active air bag. Other children are also safer if they ride properly secured in a rear seat. See the Owner's Handbook for more safety information.

**Mid-year availability; on sedans only. †Based on GM segmentation.

Performance means different things to different people. The confidence that your car will start. The power to avoid and get out of sticky situations. Or maybe the handling to maneuver through traffic. Whatever your definition of performance—Saturn delivers. So whether you're commanding the efficient 100-horsepower, single-overhead-cam engine (SL and SL1) or the assertive 124-horsepower, dual-overhead-cam engine (SL2 and SW2), you'll quickly discover your demands have been thoroughly addressed.

“S” FOR

SOLID



No searching for any gauges in a Saturn. Everything you need to know is easily found at a glance, providing an instant status report on your car's vitals. So in the unlikely event that something does go wrong, you should know about it before it's too late.




UNLOCK
LOCK

SATURN
AIR BAG


SATURN
6.14
AUTO TUNE
TUNE NEW FM
THIEF DETERRENT

AUTO





As the first company to use lost-foam casting in a large-scale automotive application, we've strived to deliver better-built cars. Instead of having to join individual engine pieces, this revolutionary technology allows us to produce detailed castings, eliminating much of the machining. This, in turn, results in improved manufacturing efficiency and quality.



With 30 patents, our unique automatic transmission (available as an option on all models except the SL) adjusts shift characteristics based on your driving characteristics. So whether you're going

uphill or downhill, your Saturn's intelligent software will provide optimal gear ranges, shift points and power. A five-speed manual transmission that's standard on the SL, SL1, SL2 and SW2 gives new meaning to hands-on experience.

Saturn engines are designed to be powerful, efficient and reliable. The 100-horsepower, single-overhead-cam engine (SL and SL1) is great on gas while still delivering the performance you require (EPA mpg estimates: 27 city/38 highway). And if you're looking for some more punch, look no further than the 124-horsepower, dual-overhead-cam engine (SL2 and SW2), which will really empower you (EPA mpg estimates: 25 city/36 highway). Plus, both engines deliver 90% of their torque off the line thanks to optimized tuning. So when you say go—they go.



How's this for intelligent? Saturn's oil-life monitor knows the ins and outs of how you drive. And based on things like driving patterns, number of cold-engine starts and overall mileage, the powertrain control system is designed to alert you when the oil is ready to be changed.



In a word, S-Series handling is—predictable. No surprises. No disappointments. The cars' confident ride is made possible, in part, by four-wheel independent suspension with a true MacPherson strut that's designed to deliver a balanced ride to you and your passengers. And their welded spaceframes make S-Series models rigid for their size. So, sit back, relax and enjoy the ho-hum delight of advanced engineering.




“S” FOR

STEADY



Available with the optional Anti-lock Braking System, Traction Control automatically limits wheel spin to synchronize the driving wheels' speed. So once it senses any slipping on wet or icy roads, it immediately helps to maximize your traction.

Whether parking or merging, our speed-sensitive variable-effort power steering system (standard on the SL2 and SW2) is designed to give you just as much steering assistance as driving conditions demand. Less when you're cruising, more when you're parking.



With a larger front stabilizer bar and an added rear stabilizer bar, the sport-tuned suspension (standard on the SL2 and SW2) helps to provide sure handling and to manage body lean and roll when cornering.

You're supposed to apply intermittent pressure to standard brakes in emergency situations to avoid lock-up. Our Anti-lock Braking System (available on all S-Series models) modulates the brake system for you—several times a second. That's significantly faster than you could do it yourself. ABS keeps them from locking up, helping you to maintain steering control as you maintain constant pressure on the brakes.



With dozens of great options to choose from, putting the perfect finishing touches on your S-Series car can be a breeze—literally. Enjoy the open air on the open road with a power sunroof (available on the SL1 and SL2). The optional Leather Appointments package (available on the SL2 and SW2) makes the ride even more pleasing. And you can help keep yourself cool—and your conscience clear—with CFC-free air conditioning (standard on the SL2 and SW2; optional on the SL and SL1).



While we believe that materials, seats and accents contribute to a “comfortable” interior, we also believe there’s more to it. S-Series interiors are designed to provide comfort through practicality. So when you get in, you’re not searching for the lights. You’re not fumbling to turn on the air conditioning. And your coffee is nestled in a cupholder instead of tottering in your lap. Plus, things like solar glass, which helps keep your car cooler in the sunlight, plenty of storage and intelligently placed vents and lights make traveling in a Saturn a true comfort.



“S” FOR

SERENITY

Whether you're short, tall, big or small, our sliding armrest (standard on the SL2 and SW2; available on the SL and SL1) moves forward or back to fit you—in addition to fitting a bunch of CDs, cassettes and spare change.




Plenty of room for three with skis. Saturn's 60/40-split folding rear seatbacks let you put down one or both for as much space as you need. And when not bending over for you, they lock into place to secure the trunk.

S-Series instrumentation shows you what you need to know, when you want to know it—now. Large, easy-to-read gauges make it easy to quickly and accurately assess your car. And smart touches, like a fuel-door indicator that reminds you on which side your gas tank resides, helping to make driving easier.



Customize your listening experience however you'd like with audio systems offering variations of AM/FM radios and CD and cassette players. A center console armrest (standard on the SL2 and SW2; optional on the SL and SL1) provides plenty of room for an optional six-disc changer, putting an end to the annoying trips to the trunk to change your music.*

**Available as a retailer-installed accessory.*



TECHNICAL FEATURES	SL	SL1	SL2	SW2	COMFORT AND CONVENIENCE FEATURES (CONT.)	SL	SL1	SL2	SW2
▶ Dent/corrosion-resistant bodyside panels	●	●	●	●	▶ SL1 Option Package: Air conditioning, cruise control, power exterior mirrors, power windows with driver express-down and Saturn Security System	—	○	—	—
▶ Color-coordinated bumper fascias	●	●	●	●	▶ SL2/SW2 Option Package: Cruise control, power exterior mirrors, power windows with driver express-down and Saturn Security System	—	—	○	○
▶ Halogen headlights	●	●	●	●	▶ Floor mats	○	○	○	○
▶ Dual exterior mirrors	●	●	●	●	SAFETY AND SECURITY				
▶ Solar glass	●	●	●	●	▶ Head Curtain Air Bags	○	○	○	○
▶ Intermittent windshield wipers	●	●	●	●	▶ Reduced Force Air Bags*	●	●	●	●
▶ Rear window washer and wiper	—	—	—	●	▶ Engine-immobilizing anti-theft system	●	●	●	●
▶ Rear window defogger with timer	●	●	●	●	▶ Secure trunk feature (locking rear seatbacks, trunklid-release disable; secondary valet key available from retailer)	●	●	●	—
▶ Air conditioning with CFC-free refrigerant	○	○	●	●	▶ Emergency Trunk Release handle†	●	●	●	—
▶ Power-assisted steering	●	●	—	—	▶ Anti-lock Braking System with Traction Control	○	○	○	○
▶ Vehicle-speed-sensitive, variable-effort power steering	—	—	●	●	▶ Saturn Security System including power door locks with anti-lockout feature, remote keyless entry system with alarm activation, panic/alert mode, door alarm and power trunklid/liftgate release	—	○	○	○
▶ Sport-tuned suspension with front and rear stabilizer bars	—	—	●	●	▶ Foglamps	—	—	○	○
▶ Automatic transmission	—	○	○	○	AUDIO SYSTEMS				
▶ Trunklid reflex panel	—	—	●	—	▶ AM/FM stereo with two speakers and clock	●	—	—	—
▶ 15-inch alloy wheels	—	—	○	○	▶ AM/FM stereo with four speakers and clock	—	●	●	●
▶ Power sunroof	—	○	○	—	▶ AM/FM stereo with CD and four coaxial speakers	○	○	○	○
▶ Rear spoiler	—	—	○	—	▶ AM/FM stereo with cassette, automatic tone control, theft protection and four coaxial speakers	○	○	○	○
COMFORT AND CONVENIENCE FEATURES					▶ AM/FM stereo with CD/cassette, automatic tone control, theft protection and four coaxial speakers	○	○	○	○
▶ Height-adjustable steering column	●	●	●	●	INSTRUMENTATION				
▶ Reclining front bucket seats with integrated head restraints	●	●	—	—	▶ Speedometer, tachometer, digital trip odometer and coolant-temperature and fuel-level gauges	●	●	●	●
▶ Height-adjustable headrests	—	—	●	●	▶ Oil-life monitor	●	●	●	●
▶ Adjustable lumbar support and cushion height on driver's seat	—	—	●	●	▶ Warning lights for low fuel, low brake fluid, low washer fluid, driver's side air bag‡ driver safety belt, battery, oil pressure and check engine	●	●	●	●
▶ Leather Appointments**	—	—	○	○	▶ Reminder chimes for headlights on, key in ignition, parking brake on and driver safety belt	●	●	●	●
▶ Passenger-side visor vanity mirror	●	●	●	●					
▶ Automatic dimming three-way dome and cargo-area lights	●	●	●	●					
▶ Cupholders and storage pockets built into front door panels	●	●	●	●					
▶ Front passenger-side seatback storage pocket	—	—	●	●					
▶ Front center console with four cupholders, storage area and 12-volt power outlet	●	●	●	●					
▶ Front center console with adjustable armrest and storage area	—	—	●	●					
▶ 60/40-split folding rear seatbacks	●	●	●	●					
▶ Rear footwell air vents	●	●	●	●					
▶ Remote hood, trunklid and fuel door releases	●	●	●	●					
▶ Remote liftgate release	—	—	—	●					
▶ Cargo-area cover and convenience net	—	—	—	●					

● = Standard ○ = Optional — = Not Available

* Always use safety belts and proper child restraints, even with Reduced Force Air Bags. Children are safer when properly secured in a rear seat. For more Saturn safety information, see the Owner's Handbook.

** Leather-trimmed seats and door panels, plus leather-wrapped parking-brake handle, gearshift knob and steering wheel. Requires Option Package.

† Mid-year availability; on sedans only.

Occupant Protection—Dual-mode belt retractor (front passenger seat only—wagons; front passenger and rear outboard seats—sedans) • Three-point manual safety-belt system with load-limiting retractor for driver and right-front passenger • Manual lap-shoulder safety belts on outboard rear seat positions • Manual lap safety belt, center rear seat • Rear outboard seatbelt cinching latchplate assembly (SW2 only) • Instrument panel passenger-side brow to cushion occupant in low-speed, non-deploy impacts and fine-tune in-position performance of passenger air bag • Energy-absorbing steering column • Energy-absorbing steering wheel • Energy-absorbing instrument panel • Energy-absorbing knee bolsters for driver and right-front passenger • Side-impact protection includes: front door, rear door and B-pillar energy-absorbing padding; high-strength steel side-impact door beams; reinforced side pillars and underbody; rear door stabilizer pin; wagon rear seat cross-car beam • Three-ply laminated windshield with urethane bonding • Safety tempered side and rear window glass

• Security door locks and door-retention components (striker plates and hinges) • Head restraints, driver and front passenger (adjustable on SL2/SW2) • Breakaway inside rearview mirror • Child-security rear door locks • Child-safety seat top tether anchors • Steel spaceframe construction • Front and rear crumple zones • Rear seat anti-submarining ramps

Collision Avoidance—Daytime running lamps (DRL) • Inside manual day/night rearview mirror • Dual-action hood latch • Side marker lamps and reflectors • Four-way hazard warning flashers • Back-up lights • Center high-mounted stop lamp • Flash-to-pass headlights • Windshield defroster • Easy-to-read gauges (analog) • Illuminated heater and defroster controls • Tires with built-in tread wear indicators • Uphill/downhill grade logic (automatic transmission only) • Brake/transmission shift interlock (automatic transmission only) • Brake pads with audible wear indicators • Maintenance-free battery

Engine and Drivetrain	SL	SL1	SL2	SW2
Engine	1,901 cc, SOHC, 8-valve, inline-4, alloy block and head	1,901 cc, SOHC, 8-valve, inline-4, alloy block and head	1,901 cc, DOHC, 16-valve, inline-4, alloy block and head	1,901 cc, DOHC, 16-valve, inline-4, alloy block and head
Horsepower	100 @ 5,000 rpm	100 @ 5,000 rpm	124 @ 5,600 rpm	124 @ 5,600 rpm
Torque (ft. lbs.)	114 @ 2,400 rpm	114 @ 2,400 rpm	122 @ 4,800 rpm	122 @ 4,800 rpm
Valvetrain	2 valves per cylinder, steel timing chain	2 valves per cylinder, steel timing chain	4 valves per cylinder, steel timing chain	4 valves per cylinder, steel timing chain
Fuel	Unleaded 87 octane	Unleaded 87 octane	Unleaded 87 octane	Unleaded 87 octane
Transmission (standard)	5-speed manual	5-speed manual	5-speed manual	5-speed manual
Transmission (optional)	—	4-speed automatic	4-speed automatic	4-speed automatic
Chassis				
Drivetrain	Front engine/front-wheel drive with equal-length driveshafts			
Body construction	Galvanized steel spaceframe			
Exterior panels	Polymer front fenders, door panels, rear quarter panels and bumper fascias; galvanized steel hood and roof; steel trunklid (except SW2); sheet-molded compound rear liftgate; polymer rear spoiler (optional on SL2)			
Bumpers	Color-keyed, five-mph front and rear			
Front suspension	Independent MacPherson strut, lateral-link and stabilizer bar (SL/SL1)			
Rear suspension	Independent, tri-link with strut/spring module			
Sport-tuned suspension	Specific strut valve/spring tuning with 27.2 mm tension strut/stabilizer bar (SL2/SW2)			
Steering, rack-and-pinion	Constant-flow, power-assisted (SL/SL1); vehicle-speed-sensitive, variable-effort power-assisted (SL2/SW2)			
Brakes	Power-assisted, ventilated front disc/rear drum			
Anti-lock Braking System with Traction Control	Electrohydraulic control unit and four-wheel speed sensors with front disc/rear drum (optional on all models)			
Exhaust	Full stainless steel			
Exterior Dimensions (inches)				
Tires				
Size	SL P185/65R14	SL1 P185/65R14	SL2 P185/65R15*	SW2 P185/65R15*
Type (all-season steel-belted radial)	—	—	Touring	Touring
Spare	T115/70R14	T115/70R14	T115/70R14	T115/70R14
Wheels	14" forged steel	14" forged steel	15" forged steel	15" forged steel
Interior Dimensions Front/Rear (inches)				
Legroom	42.5/32.8	42.5/32.8	42.5/32.8	42.5/30.7
Headroom	39.3/38.0	39.3/38.0	39.3/38.0	39.3/39.2
Shoulder room	53.9/53.1	53.9/53.1	53.9/53.1	54.0/53.1
Hip room	49.2/50.2	49.2/50.2	49.2/50.2	49.2/50.2
Weights, Capacities and Technical Data				
Curb weight, manual/automatic (lb.)	2,351/—	2,351/2,377	2,403/2,430	2,461/2,489
EPA passenger volume (cu. ft.)	91.0	91.0	91.0	91.8
EPA cargo-area volume, seatback up (cu. ft.) — seatback folded down (cu. ft.)	12.1 —	12.1 —	12.1 —	24.9 58.2
Fuel capacity (gallons)	12.1	12.1	12.1	12.1
Coefficient of drag (Cd)	0.315	0.315	0.318	0.360
EPA Mileage Estimates** (City/Highway mpg)				
Manual transmission	29/40	29/40	27/38	27/38
Automatic transmission	—	27/38	25/36	25/36
* Tire chains or cables are not recommended.				
** Actual mileage may vary with driving conditions—use for comparison only.				



LEATHER
Available on SL2/SW2


Tan
Grey

STANDARD CLOTH
Available on SL



Grey

Available on SL1



Black
Tan
Grey

Available on SL2/SW2*



Black
Tan
Grey

WHEELS & FABRICS

WHEEL TRIM



SL
Standard Cover



SL1
Standard Cover



SL2/SW2
Standard Cover



SL2/SW2
Optional Alloy Wheel

COLOR COMBINATIONS

EXTERIOR	CLOTH	SL*	SL1/SL2	SW2*	LEATHER	SL2	SW2
Black Silver	black, grey	—	•	—	grey	•	—
Blue	black, grey	•	•	—	grey	•	—
Cranberry	black, grey	—	•	•	grey	•	•
Gold	black, tan	—	•	•	tan	•	•
Green	black, tan	—	•	•	tan	•	•
Grey Bronze	black, grey	•	•	•	grey	•	•
Light Silver	black, grey	•	•	•	grey	•	•
White	grey	•	•	•	grey	•	•

• = Available — = Not available *Black not available



BLACK SILVER



BLUE



CRANBERRY




GOLD



GREEN



GREY BRONZE



LIGHT SILVER



WHITE

COLORS



L-Series Wagon



L-Series Sedan



Three-Door Coupe



S-Series Sedan



S-Series Wagon



A Different Kind of Company. A Different Kind of Car.

Visit us at www.saturn.com.

We have tried to make this brochure as comprehensive and factual as possible. We reserve the right, however, to make changes at any time, without notice, in prices, colors, materials, equipment, specifications, models, model year and availability. Since some information may have been updated since the time of printing, please check with your Saturn retailer or call the Saturn Assistance Center at 1-800-522-5000 for complete details. ©2000 Saturn Corporation. (SPRODUCT 7/00)

S-Series Sedans and Wagon

2001 Manufacturer's Suggested Retail Prices*

OPTION & TRIM LEVELS	SL	SL1	SL2	SW2
Base MSRP – 1.9L SOHC 4-cylinder Manual	\$10,570	\$11,630	NA	NA
Base MSRP – 1.9L SOHC 4-cylinder Automatic	NA	\$12,490	NA	NA
Base MSRP – 1.9L DOHC 4-cylinder Manual	NA	NA	\$13,040	\$14,290
Base MSRP – 1.9L DOHC 4-cylinder Automatic	NA	NA	\$13,900	\$15,150
Transportation	\$465	\$465	\$465	\$465
OPTION PACKAGE 1				
Air conditioning, cruise control, power exterior mirrors, power windows with driver express-down, power door locks with remote keyless entry and Saturn Security System†	NA	\$1,955	NA	NA
OPTION PACKAGE 2				
Cruise control, power exterior mirrors, power windows with driver express-down, power door locks with remote keyless entry and Saturn Security System†	NA	NA	\$995	\$995
OPTIONAL EQUIPMENT				
Air conditioning with CFC-free refrigerant	\$960	\$960	Std	Std
Head Curtain Air Bags**	\$325	\$325	\$325	\$325
Anti-lock Braking System with Traction Control	\$495	\$495	\$495	\$495
Power door locks with remote keyless entry and Saturn Security System†	NA	\$370	\$370	\$370
Power sunroof	NA	\$725	\$725	NA
Rear spoiler	NA	NA	\$225	NA
Floor mats (carpeted, front and rear)	\$70	\$70	\$70	\$70
15-inch alloy wheels	NA	NA	\$350	\$350
Foglamps	NA	NA	\$170	\$170
AM/FM stereo with CD and four coaxial speakers	\$320	\$290	\$290	\$290
AM/FM stereo with cassette, automatic tone control and four coaxial speakers	\$420	\$390	\$390	\$390
AM/FM stereo with CD/cassette, automatic tone control and four coaxial speakers	\$540	\$510	\$510	\$510
Leather appointments (include leather-trimmed seats plus leather-wrapped parking-brake grip, gearshift knob and steering wheel. Requires option package)	NA	NA	\$700	\$700

Key: NA – Not Available Std – Standard Equipment

*All prices are Manufacturer's Suggested Retail Prices and do not include taxes, title, license fees or optional equipment. Each retail facility is responsible for setting its own selling price. We reserve the right to make changes at any time, without notice, in prices, equipment and specifications. Please check with your Saturn retailer for details.

†Includes power door locks with anti-lockout feature, remote keyless entry system with alarm activation, panic/alert mode, door alarm and power trunklid/liftgate release.

**Head Curtain Air Bags are designed to help reduce the risk of head and neck injuries to front-seat occupants on the near side of certain side-impact collisions. Always use safety belts and proper child restraints, even with air bags. Children are safer when properly secured in a rear seat. See the Owner's Handbook for more safety information.

SELECTED 2001 STANDARD EQUIPMENT

SL and SL1 Sedans

Dent/corrosion-resistant bodyside panels
 Engine-immobilizing theft-deterrent system
 Power rack-and-pinion steering
 Intermittent windshield wipers
 Adjustable steering column
 Reclining front bucket seats with integrated headrests
 60/40-split folding rear seatbacks
 AM/FM stereo with clock and four speakers (two in SL)
 Rear window defogger with timer
 Remote hood, trunklid and fuel-filler door releases
 Oil-life monitor
 Color-coordinated bumper fascias
 Reflector-optics halogen headlights
 Dual exterior mirrors
 Reduced Force Air Bags††
 Secure trunk feature (locking rear seatbacks and trunklid release disable)
 Rear footwell air vents
 Automatic dimming three-way dome and cargo-area lights
 Cupholders and storage pockets built into front door panels
 Front center console with four cupholders, storage and 12-volt power outlet
 Passenger-side visor vanity mirror
 Speedometer, tachometer, digital trip odometer, coolant temperature and fuel-level gauges
 Warning lights for low fuel, low brake fluid, low washer fluid, driver air bag, driver safety belt, battery, oil pressure and check engine
 Reminder chimes for headlights-on, key-in-ignition, parking-brake-on and driver belt

SL2 Sedan and SW2 Wagon

Includes all SL1 standard features plus:
 Air conditioning with CFC-free refrigerant
 Front center console with adjustable armrest and storage
 Adjustable lumbar support and cushion height on driver's seat
 Sport-tuned suspension with front and rear stabilizer bars
 Vehicle-speed-sensitive, variable-effort power steering
 1.9L DOHC Engine
 Front passenger-side seatback storage pocket
 Height-adjustable front headrests
 Trunklid reflex panel (SL2 only)
 Cargo-area cover and convenience net (SW2 only)
 Rear window washer and wiper (SW2 only)
 Remote liftgate release (SW2 only)

†† Always use safety belts and proper child restraints, even with Reduced Force Air Bags. Children are safer when properly secured in a rear seat. For more Saturn safety information, see the Owner's Handbook.

Pricing

Standard Equipment



S-Series Sedans and Wagon

ENGINE AND DRIVETRAIN	SL	SL1	SL2	SW2
Engine	1.9L, SOHC, 8-valve, inline-4, alloy block and head	1.9L, SOHC, 8-valve, inline-4, alloy block and head	1.9L, DOHC, 16-valve, inline-4, alloy block and head	1.9L, DOHC, 16-valve, inline-4, alloy block and head
Horsepower	100 @ 5,000 rpm	100 @ 5,000 rpm	124 @ 5,600 rpm	124 @ 5,600 rpm
Torque (ft. lbs.)	114 @ 2,400 rpm	114 @ 2,400 rpm	122 @ 4,800 rpm	122 @ 4,800 rpm
Valvetrain	2 valves per cylinder, steel timing chain	2 valves per cylinder, steel timing chain	4 valves per cylinder, steel timing chain	4 valves per cylinder, steel timing chain
Fuel	Unleaded 87 octane	Unleaded 87 octane	Unleaded 87 octane	Unleaded 87 octane
Transmission (standard)	5-speed manual	5-speed manual	5-speed manual	5-speed manual
Transmission (optional)	—	4-speed automatic	4-speed automatic	4-speed automatic
CHASSIS				
Drivetrain	Front engine/front-wheel drive with equal-length driveshafts			
Body construction	Galvanized steel spaceframe			
Exterior panels	Polymer front fenders, door panels, rear quarter-panels and bumper fascias; galvanized steel hood and roof; steel trunklid (except SW2); sheet-molded compound rear liftgate; polymer rear spoiler (optional on SL2)			
Bumpers	Color-keyed, five-mph front and rear			
Front suspension	Independent MacPherson strut, lateral-link and stabilizer bar (SL/SL1)			
Rear suspension	Independent tri-link with strut/spring module			
Sport-tuned suspension	Specific strut valve/spring tuning with 27.2mm tension strut/stabilizer bar (SL2/SW2)			
Steering, rack-and-pinion	Constant-flow, power-assisted (SL/SL1); vehicle-speed-sensitive, variable-effort power-assisted (SL2/SW2)			
Brakes	Power-assisted, ventilated front disc/rear drum			
Anti-lock Braking System	Electrohydraulic control unit and four wheel-speed sensors with front disc/rear drum (optional on all models)			
Exhaust	Full stainless steel			
TIRES				
Size	P185/65R14	P185/65R14	P185/65R15*	P185/65R15*
Type (all-season steel-belted radial)	—	—	Touring	Touring
Spare	T115/70R14	T115/70R14	T115/70R14	T115/70R14
Wheels	14" forged steel	14" forged steel	15" forged steel	15" forged steel
EXTERIOR DIMENSIONS (INCHES)				
Wheelbase	102.4	102.4	102.4	102.4
Overall length	178.1	178.1	178.1	178.1
Overall width	66.4	66.4	66.4	66.4
Overall height, unloaded	55.0	55.0	55.0	55.6
Track (front/rear)	56.8/56.0	56.8/56.0	56.8/56.0	56.8/56.0
INTERIOR DIMENSIONS (INCHES)				
Legroom	42.5/32.8	42.5/32.8	42.5/32.8	42.5/30.7
Headroom	39.3/38.0	39.3/38.0	39.3/38.0	39.3/39.2
Shoulder room	53.9/53.1	53.9/53.1	53.9/53.1	54.0/53.1
Hip room	49.2/50.2	49.2/50.2	49.2/50.2	49.2/50.2
WEIGHT, CAPACITIES AND TECHNICAL DATA				
Curb weight, manual/automatic (lb.)	2,351/—	2,351/2,377	2,403/2,430	2,461/2,489
EPA passenger volume (cu. ft.)	91.0	91.0	91.0	91.8
EPA cargo-area volume, seatback up (cu. ft.)	12.1	12.1	12.1	24.9
seatback folded down (cu. ft.)	—	—	—	58.2
Fuel capacity (gallons)	12.1	12.1	12.1	12.1
Coefficient of drag (Cd)	0.315	0.315	0.318	0.360
EPA MILEAGE ESTIMATES (CITY/HIGHWAY MPG)				
Manual transmission	29/40	29/40	27/38	27/38
Automatic transmission	—	27/37	25/35	25/35

* Tire chains or cables are not recommended.

©2001 Saturn Corporation

2001 SATURN OWNER PROTECTION PLAN

"Bumper to Bumper" New Car Limited Warranty

3 Years/36,000 Miles (whichever comes first, except normal maintenance). No deductible. Effective October 1, 2000, original equipment tires are also covered under this warranty. If you want to know more about the Saturn "Bumper to Bumper" warranty, please refer to the warranty and owner assistance booklet in the Owner's Handbook.

24-Hour Roadside Assistance

From the moment of purchase, throughout the term of the car's "Bumper to Bumper" warranty, every Saturn owner is enrolled in Saturn's 24-Hour Roadside Assistance Program. If a problem is experienced, the owner can dial toll free 1-800-553-6000 and Saturn advisors will arrange towing service or other assistance that is needed.

Owner Assistance

Contact the Saturn Customer Assistance Center at 1-800-553-6000 or send an e-mail from the Saturn Web site at www.saturn.com.

Moneyback Guarantee

Within the first 30 days or 1,500 miles of delivery, whichever comes first, the original purchaser may return his or her 2001 Saturn vehicle—for any reason—if not completely satisfied. In the event that an owner of a new Saturn returns his or her car, he or she may select another one or ask for a full refund of the purchase price. Program provisions are detailed in our 2001 Owner Protection Plan Brochure. The vehicle must be returned in the condition in which it was delivered, without damage or excessive wear and tear. Any vehicle returned will be inspected for damage and excessive wear and tear. If non-warranty repairs equal to or greater than \$300 have been performed or are necessary, the vehicle is not eligible to be returned. If less than \$300, the damage repair estimate will be deducted from the refund/credit.

Saturn Right-Hand-Drive Postal Wagon[△]

The 2001 Saturn right-hand-drive postal wagon (SWP) has a base MSRP of \$17,165 which includes additional standard equipment and transportation. See a Sales Consultant for more information.

[△] Not available in Canada.

www.saturn.com



SATURN